



92 Volkswagen Gti Engine Diagram

Thank you certainly much for downloading 92 volkswagen gti engine diagram.Maybe you have knowledge that, people have see numerous times for their favorite books once this 92 volkswagen gti engine diagram, but end going on in harmful downloads.

Rather than enjoying a good ebook considering a cup of coffee in the afternoon, instead they juggled subsequently some harmful virus inside their computer. 92 volkswagen gti engine diagram is affable in our digital library an online permission to it is set as public fittingly you can download it instantly. Our digital library saves in fused countries, allowing you to get the most less latency times to download any of our books afterward this one. Merely said, the 92 volkswagen gti engine diagram is universally compatible with any devices to read.

The Best Engines - Volkswagen GTI Turbo Starting System 'u0026 Wiring Diagram Cooling Fans 'u0026 Wiring Diagram ~~Mk7 Volkswagen Gti Jetta Beetle 'u0026 More Water Pump 'u0026 Thermostat Housing Replacement~~ 1992 Volkswagen Golf GTI MK2 2.0L Manual 2020 Volkswagen GTI 6-Speed Manual - POV ReviewBEST OF VOLKSWAGEN GOLF GTI / R EXHAUST SOUNDS!  Superinch 92 520000 Wiring Diagram 2016 Volkswagen Golf SEL: Test Drive O2 Sensor 'u0026 Wiring Diagrams 2019 VW GTI Rabbit Review - DSG vs Manual, GTI vs Everything CHEVY ASTRO VAN - Everything You Need to Know l Up to Speed Cheap 'u0026 Fast!! But Should You Wait for the MK8? // 2020 VW GTI Review ~~VW Mk7 Mk2 Cabriolet Start Ignition Timing MG Timing Light Speed How to Diagnose a Bad Camshaft - Fix The Camshaft VW Dynamic Oil Pressure System diagnosis Mk4 Mk2 Cabriolet Golf Mk2 Engine Rebuild Part 1 Manual Transmission Operation Volkswagen TSI engine animation~~ Hoe een slipping-koppeling in je auto te repareren ~~Rebuilding a VW 2.0L engine~~ Troubleshooting Golf MK2 Rough Running FIRST DRIVE: New VW Golf GTI Mk3 2020: In Detail, Interior, Full Driving Review (4K) | Top Gear'W A2: 1.8l, No Start / No Spark, Hall Sensor replacement Under The Hood: 2016 Volkswagen Golf 1.8 TSI MK7 Engine Component Locations Learn About Transmission Synchro Rings Toyota 4Runner: Alles wat je moet weten l Up To Speed How to Fix Your Loose Stick (manual shift stick) Volkswagen Jetta VR6, Serpentine Belt and Tensioner Replacement 92 Volkswagen Gti Engine Diagram The Mk7 GTI is equipped with an evolution of the 2.0t turbocharged Volkswagen  EA888 generation of engines. Although they share the same fundamental look, a limited number of parts, and utilize similar concepts, the EA888 Gen 3 of the Mk7 GTI features many distinct differences from the Gen 1 and Gen 2 variants.

The Definitive Guide To The VW Mk7 GTI EA888 Engine (Gen 3)
The Volkswagen 2.0 Liter Chain-Driven TSI Engine. Volkswagen Group of America, Inc. Volkswagen Academy Printed in U.S.A. Printed 5/2008 Course Number 824803 ... Stroke 3.7 in (92.8 mm) Compression Ratio 9.6 : 1 Firing Order 1-3-4-2 Engine Weight 317 lb (144 kg) Engine Management Bosch MED 17.5

The Volkswagen 2.0 Liter Chain-Driven TSI Engine
When you purchase OEM Volkswagen GTI Engine replacement parts, you add confidence to any VW adventure. Decades of VW precision stand behind each part. Start your Engine spare parts search by browsing our complete original equipment catalog. Then, place your order online securely through your local VW dealer.


VW GTI Parts - Engine - Volkswagen of America Online Store
Access Free 92 Volkswagen Gti Engine Diagram 92 Volkswagen Gti Engine Diagram Yeah, reviewing a books 92 volkswagen gti engine diagram could build up your near friends listings. This is just one of the solutions for you to be successful. As understood, triumph does not recommend that you have astonishing points.

92 Volkswagen Gti Engine Diagram - orrisrestaurant.com
Where To Download 92 Volkswagen Gti Engine Diagram 92 Volkswagen Gti Engine Diagram Thank you very much for downloading 92 volkswagen gti engine diagram.Maybe you have knowledge that, people have look numerous period for their favorite books afterward this 92 volkswagen gti engine diagram, but end up in harmful downloads.

92 Volkswagen Gti Engine Diagram - ufj2.consudata.com.br
Vw Tsi Engine Diagram vw tsi engine diagram The Volkswagen 2.0 Liter Chain-Driven TSI Engine Engine Code CCTA - CBFA Type of Engine Inline 4-Cylinder TSI Engine Displacement 121 cu in (1984 cm3) Maximum Power 200 hp (147 kW) at 5100 - 6000 rpm Maximum Torque 206 lb ft (280 Nm) at 1700 - 5000 rpm Number of Valves Per Cylinder 4 Bore 32

Vw Tsi Engine Diagram - embraceafriagroup.co.za
96 volkswagen gti engine wiring diagram is available in our digital library an online access to it is set as public so you can download it instantly. Our book servers spans in multiple countries, allowing you to get the most less latency time to download any of our books like this one.

96 Volkswagen Gti Engine Wiring Diagram
2001 Volkswagen Passat Wiring Diagram Service Manual Download Now; Volkswagen Passat 2001 Wiring Diagram Download Download Now; Volkswagen 1.9 TDI Industrial engine Download Now; Volkswagen Jetta, Golf, GTI 1999-2005 - Service Manual - ENG Download Now; 1995-1997 Volkswagen Passat Suspension-Wheels-Brakes-Steering Manuals Download Now; 1990-1994 Volkswagen Passat Body Repair Manual Download Now

Volkswagen Service Repair Manual PDF
Volkswagen Golf 2015 Engine Mechanical, Fuel Injection and Ignition. Volkswagen Golf 2015, Golf Variant 2015 Repair Manual 

Volkswagen Golf PDF Service, Workshop ... - Wiring Diagrams
Engine outputs vary from 122 hp all the way to 180 hp offered on performance models like the SEAT Ibiza Cupra, Polo GTI and Fabia RS. The newly developed generation of the 1.4 TSI is built under ...

Volkswagen TSI Engines Explained - autoevolution
Access PDF 96 Volkswagen Gti Engine Wiring Diagram of 96 volkswagen gti engine wiring diagram and numerous books collections from fictions to scientific research in any way. in the midst of them is this 96 volkswagen gti engine wiring diagram that can be your partner. is one of the publishing industry's leading distributors, providing a Page 3/30

96 Volkswagen Gti Engine Wiring Diagram
VW VolksWagen Passat 1994, 1995, 1996, 1997, 1998, 1999, 2001, 2002, 2003, 20...

Golf 92 wiring diagrams (eng) - SlideShare
Electrical wiring diagram of 1971 Volkswagen Beetle and Super Beetle. Accessories For The Beetle And The Beetle Cabriolet. Volkswagen Beetle 1.8 Turbo (APH engine technical manual) Volkswagen Beetle 1954-1979 Automotive Repair Manual. Volkswagen Beetle 1998-2010 Parts Manual PDF

Volkswagen PDF Workshop and Repair manuals - Wiring Diagrams
Detailed features and specs for the Used 1992 Volkswagen GTI including fuel economy, transmission, warranty, engine type, cylinders, drivetrain and more. Read reviews, browse our car inventory ...

Used 1992 Volkswagen GTI Features & Specs | Edmunds
Mass Air Flow Sensor. Engine, TRANSAXLE, That. 2010 Volkswagen GTI. Genuine Volkswagen Part - 06J906461B (06J-906-461-B)

2010 Volkswagen GTI Mass Air Flow Sensor. Engine ...
2004 Vw Jetta Engine Diagram | Automotive Parts Diagram Images The Volkswagen Jetta (help - info) is a compact car/small family car manufactured and marketed by Volkswagen since 1979. Positioned to fill a sedan niche above the firm's Golf hatchback, it has been marketed over seven generations, variously as the Atlantic, Vento, Bora ...